

Research Article

Cite this article: Green RE, Gill E, Hein C, Couturier L, Mascarenhas M, May R, Newell D, Rumes B (2022). International assessment of priority environmental issues for land-based and offshore wind energy development. *Global Sustainability* 5, e17, 1–12. <https://doi.org/10.1017/sus.2022.14>

Received: 16 December 2021

Revised: 15 August 2022

Accepted: 24 August 2022

Key words:


Environmental; turbines; wildlife; wind energy

Author for correspondence:

Rebecca Green,

E-mail: rebecca.green@nrel.gov

International assessment of priority environmental issues for land-based and offshore wind energy development

Rebecca E. Green¹ , Elizabeth Gill¹, Cris Hein¹, Lydie Couturier², Miguel Mascarenhas³, Roel May⁴, David Newell⁵ and Bob Rumes⁶

¹National Renewable Energy Laboratory, Golden, USA; ²France Energies Marines, Plouzané, France; ³Bioinsight, Odivelas, Portugal; ⁴Norwegian Institute for Nature Research, Trondheim, Norway; ⁵Swedish Energy Agency, Eskilstuna, Sweden and ⁶Royal Belgian Institute of Natural Sciences, MARECO, Brussels, Belgium

Non-technical summary. A substantial increase in wind energy deployment worldwide is required to help achieve international targets for decreasing global carbon emissions and limiting the impacts of climate change. In response to global concerns regarding the environmental effects of wind energy, the International Energy Agency Wind Technical Collaborative Program initiated Task 34 – Working Together to Resolve Environmental Effects of Wind Energy or WREN. As part of WREN, this study performed an international assessment with the global wind energy and environmental community to determine priority environmental issues over the next 5–10 years and help support collaborative interactions among researchers, developers, regulators, and stakeholders.

Technical summary. A systematic assessment was performed using feedback from the international community to identify priority environmental issues for land-based and offshore wind energy development. Given the global nature of wind energy development, feedback was of interest from all countries where such development is underway or planned to help meet United Nations Intergovernmental Panel on Climate Change targets. The assessment prioritized environmental issues over the next 5–10 years associated with wind energy development and received a total of 294 responses from 28 countries. For land-based wind, the highest-ranked issues included turbine collision risk for volant species (birds and bats), cumulative effects on species and ecosystems, and indirect effects such as avoidance and displacement. For offshore wind, the highest-ranked issues included cumulative effects, turbine collision risk, underwater noise (e.g. marine mammals and fish), and displacement. Emerging considerations for these priorities include potential application to future technologies (e.g. larger turbines and floating turbines), new stressors and species in frontier regions, and cumulative effects for multiple projects at a regional scale. For both land-based and offshore wind, effectiveness of minimization measures (e.g. detection and deterrence technologies) and costs for monitoring, minimization, and mitigation were identified as overarching challenges.

Social media summary. Turbine collisions and cumulative effects among the international environmental priorities for wind energy development.

1. Introduction

Technological advancements, cost reductions, and increasing policy targets for renewable energy continue to drive the growth of wind energy development (International Energy Agency, 2019). By the end of 2020, 743 gigawatts (GW) of wind power capacity were installed worldwide, with approximately 707 GW from land-based wind (LBW) energy and 35 GW from offshore wind (OSW) energy (Global Wind Energy Council, 2021). The United Nations Intergovernmental Panel on Climate Change (IPCC) reported that cutting global carbon emissions in half by 2030 will be required to limit warming by 1.5°C (IPCC, 2018). To meet the IPCC requirements, the International Renewable Energy Agency (IRENA) estimates that nearly 2015 GW of wind-generated electricity will be needed by 2030, or a three-fold increase for LBW and 10-fold increase for OSW (IRENA, 2019). Despite the benefits of wind energy, concerns for the direct and indirect environmental effects persist, including habitat alteration and mortality for certain species (e.g. 2016 Friedenbergs and Frick, 2021; Maxwell et al., 2022). The interactions between wind energy and the environment can reduce renewable energy generation through project delays or abandonment, and changes to normal operations (Allison et al., 2019). Balancing the benefits and concerns of wind deployment requires scientifically based, cost-effective monitoring and mitigation strategies that meet energy, economic, and conservation goals. The global nature of the wind industry, combined with the understanding that many affected species cross jurisdictional boundaries, highlight the need to collaborate at the international level (<https://iea-wind.org/task34/>).

© The Author(s), 2022. Published by Cambridge University Press. This is an Open Access article, distributed under the terms of the Creative Commons Attribution licence (<http://creativecommons.org/licenses/by/4.0/>), which permits unrestricted re-use, distribution and reproduction, provided the original article is properly cited.

In response to these global concerns, the International Energy Agency (IEA) Wind Technical Collaborative Program initiated Task 34 – Working Together to Resolve Environmental Effects of Wind Energy or WREN (<https://tethys.pnnl.gov/about-wren>; Sinclair *et al.*, 2018). Representatives of 13 countries from North America and Europe participate in WREN with the goal of informing the global community on the most pressing challenges and opportunities related to the environmental effects of wind deployment. The efforts conducted within WREN focus on (1) expanding international collaboration and knowledge transfer among government agencies, private industry, research institutions, and nongovernmental organizations, and (2) disseminating information on the state of the science for monitoring and mitigation practices (Sinclair *et al.*, 2018). To guide strategic planning for the next 3 years, WREN identified the need to collect feedback from the international community on environmental priorities and conducted the study discussed herein.

Horizon scanning is a systematic examination of emerging issues, involving potential threats and opportunities, and can be useful in developing strategies to address complex situations in science and decision-making (Esmail *et al.*, 2020; Sutherland *et al.*, 2019). There is no one-size-fits-all model for scans, and the time horizon can be short, medium, or long term (Cuhls *et al.*, 2015). However, a commonality across horizon scan studies is that organizers identify the objectives, then solicit and collate suggested questions or emerging issues from a large, diverse group of individuals, such as through the Delphi technique or other survey methods (Mukherjee *et al.*, 2015; Sutherland *et al.*, 2011, 2020). WREN carried out this assessment, using an approach modeled on horizon scans, to gather information from international stakeholders on key issues related to the environmental effects of both LBW and OSW development. The goal was to identify priority environmental issues associated with wind energy development within a 5-to-10-year time horizon.

2. Methods

2.1 Project scope

The vision for this project was to conduct a systematic (i.e. repeatable, inclusive, and transparent) assessment using feedback from the global wind energy and wildlife conservation community to identify priority environmental issues for LBW and OSW development. Given the global nature of the project, the intent was to elicit feedback from countries where wind energy development is already underway or being planned. The project's target was to achieve a prioritized list of LBW and OSW environmental issues, with specificity by stressor and receptor, and preferably by global regions.

2.2 Delphi method

This study used a horizon scan-like technique and adapted the Delphi method, which is widely used for identifying priorities with expert knowledge to inform ecological and biological conservation research (e.g. Sutherland, 2006). The Delphi method 'is a structured, anonymous and iterative questionnaire of a panel of "experts" or participants' (Mukherjee *et al.*, 2015). The method is used for various purposes including gathering information on complex topics from a range of experts and geographic regions.

This study employed a modified Delphi method known as the 'decision Delphi' method to assess the environmental research

issues deemed most important from the global wind energy and environmental community. The decision Delphi is a variation of the classical Delphi approach that focuses more on guiding future planning and prioritization (Hasson & Keeney, 2011). The decision Delphi uses an initial open qualitative method and then narrows the process to a consensus. In this study, feedback from two rounds of questionnaires was consolidated, coded, and analyzed to identify environmental priorities associated with wind energy development.

2.3 Flow of study

The stages of the study included two questionnaires with associated analysis of results (stages 1 and 2) and final analysis to determine priority topics (stage 3; Figure 1).

The study was conducted between January and December 2021. The first questionnaire was developed during January/February 2021 and was open online between March 9th and June 14th, 2021. The second questionnaire was developed during July 2021 and was open online between August 19th and October 26th, 2021. The final analysis (stage 3) was performed during November–December 2021, after the second questionnaire was closed.

2.3.1 Project team and participants

The study was facilitated by a project team that included coordinators and a technical steering committee. The coordinators included three researchers from the National Renewable Energy Laboratory in the United States, and the technical steering committee included representatives from Belgium, France, Norway, Portugal, Sweden, and the U.S. Department of Energy. The team included a broad set of expertise related to wind energy and wildlife, including representation from several countries, different sectors (i.e. government, research institutions, academia, and private industry), and both LBW and OSW expertise across various environmental topics. Questionnaires, coding, and analysis were developed by the coordinators and reviewed by the steering committee.

Outreach for the study involved several existing wind energy-environmental mailing lists, direct networks of the team, and key individuals in the field, based on literature reviews. Mailing lists used included Tethys Blast, Bats and Wind Energy Cooperative, National Wind Coordinating Collaborative, and the U.S. Offshore Wind Energy Synthesis of Environmental Effects Research project.

The original mail distribution encouraged participants to forward the information to their colleagues to increase dissemination. The approach prohibits an exact count of individuals who received an invite to participate; however, a minimum estimate of 3000 individuals were contacted. The second questionnaire was also sent to the entire mailing list and the outreach again encouraged participants to disseminate the form to their professional networks.

2.3.2 Questionnaires

The study approach included an initial questionnaire (stage 1) and a follow-up questionnaire (stage 2) to iteratively generate feedback and provide refinement of identified topics (Figure 1). Both questionnaires were sent to the full distribution list regardless of whether participants filled out the first questionnaire. For each questionnaire, participants were asked to submit answers for LBW, OSW, or both, depending on their expertise. The initial questionnaire asked participants to identify one to five priority

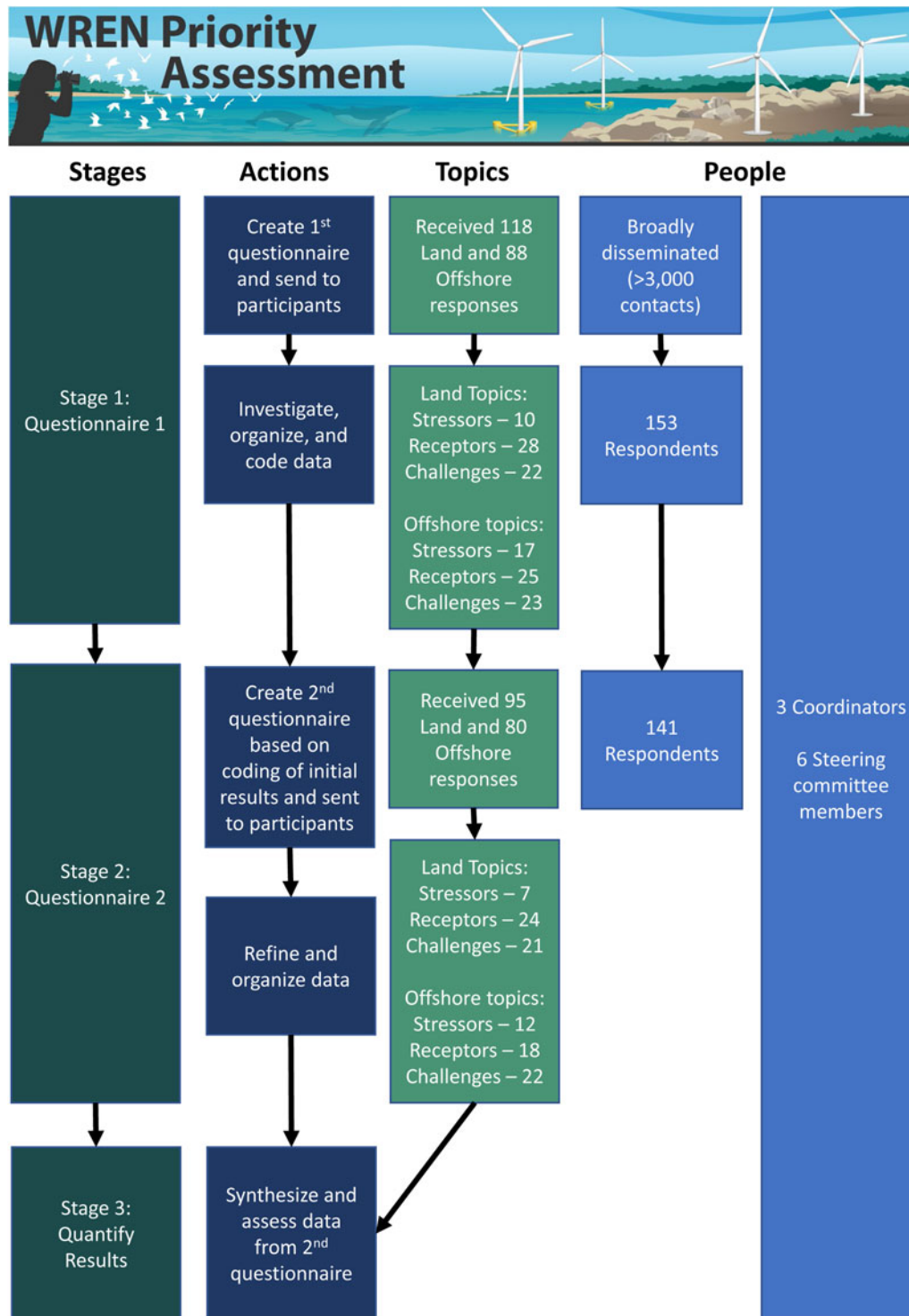


Figure 1. Flow of Working Together to Resolve Environmental Effects of Wind Energy (WREN) Priority Assessment Study. Graphic adapted from Esmail et al. (2020).

environmental issues related to LBW and/or OSW development over the next 5–10 years in their country. IEA definitions were used for grouping countries by regions. Respondents were asked to indicate both a stressor and a receptor for each issue that they identified. Respondents with expertise in multiple countries were encouraged to fill out the questionnaire for each country. Although the identification of top issues was the focus of the initial questionnaire, several other questions were asked to provide

greater context for analysis (Supplementary Table S1). When formulating the questionnaire, the coordinators drafted the initial questions that were reviewed by the technical steering committee. Several rounds of feedback from a small test group of 5–10 experts were conducted to ensure the questions were easy to interpret and the mechanics of the online form worked properly. The first questionnaire intentionally posed open-ended questions to avoid any potential influence from the project team.

The second questionnaire provided a refined list of topics identified in the first questionnaire. The questionnaire used a closed-question (i.e. choice from a list) format to facilitate ranking of priorities and allowed respondents to answer using drop-down menus. Participants were asked to identify up to three priorities from this refined list. The questionnaire remained focused on identifying the top environmental issues through the lens of a stressor–receptor relationship, with additional questions to elicit further feedback (Supplementary Table S2). To avoid bias, respondents had the opportunity to highlight topics not included in the refined list before submitting the questionnaire. The submissions were then ranked by the number of total responses received to determine the top issues identified.

2.3.3 Identifying priorities based on expert knowledge

The team's approach to issue identification was based on coding the responses from the first questionnaire. Each coordinator from the team developed individual codes based on the responses (both stressors and receptors) from the first questionnaire for both LBW and OSW. The codes were then consolidated into two final lists that were reviewed and approved by the steering committee. These codes were used as the options for priority environmental issues in the second questionnaire to enable quantifiable prioritization.

The initial questionnaire also asked participants to identify the primary considerations to implementing proven monitoring or mitigation approaches associated with a particular issue, such as societal, financial, political, regulatory, environmental, or other. These responses were also coded and included in the second questionnaire for ranking by participants.

Final questionnaire results were analyzed to identify prioritized stressors, receptors, stressor–receptor relationships, and challenges for both LBW and OSW. Respondents were asked to identify up to three priorities for LBW and/or OSW stressor–receptor relationships. Priority issues were grouped across all respondents without regard for the order in which individual respondents ranked priorities.

2.4 Limitations

The team conducted all outreach through email, and the questionnaires were conducted online. The questionnaire was only available in English which may have influenced responses. The geographic representation of respondents was also limited to the available mailing lists, the team's network of contacts, and willingness of participants from less-represented countries to respond.

3. Results and discussion

3.1 Representation of respondents

The questionnaire yielded responses from multiple regions, spanning a diversity of professional sectors and countries within the wind/environmental community. The first questionnaire received 153 responses across 23 different countries. Most respondents were from Europe (55%) and North America (31%), but responses were also received from Africa, Asia Pacific, Central and South America, and Eurasia (Supplementary Table S3).

In the first questionnaire, the sectors with the most responses included environmental consultancies (25%), research institutions (17%), government agencies (16%), academia (14%), wind farm

developers and operators (11%), and nongovernmental organizations (8%). A few responses were also received from various other entities (9%), such as technology providers and turbine manufacturers. Seventy-two percent of respondents had at least 5 years of experience with the environmental effects of wind energy ($n = 108$). Forty-five percent of respondents had expertise with LBW, 23% with OSW, and 32% with both.

The second questionnaire received 141 responses from across 23 different countries. As in the first iteration, most feedback received was from Europe (60%) and North America (30%), with responses also received from Africa, Asia Pacific, Central and South America, and Eurasia (Supplementary Table S3). This skewed distribution may be caused by a combination of factors, including: (1) lack of contacts with the wind/environmental community that was less represented in this study, (2) locations of historic and current wind energy development, (3) level of research and monitoring effort addressing environmental issues within a region, and (4) distribution of the questionnaire only in English. Representation by professional sector and environmental area of expertise was similar to the first questionnaire. Forty-two percent of respondents had expertise with LBW, 34% with OSW, and 34% with both.

The expertise of respondents ranged from high-level, general topics to specific expertise with individual stressors. Respondents were allowed to identify multiple areas of expertise. The majority of respondents to both questionnaires (58–63%) indicated broad environmental expertise in biology/ecology. Individual stressors most represented by respondents included habitats (41–50%), terrestrial birds (40–50%), and ecosystems (40–47%). Stressor bias associated with respondents' expertise was minimized by analyzing stressor priorities for each receptor group identified, regardless of the total number of votes for a particular receptor group.

3.2 LBW environmental priorities

3.2.1 Initial open-ended, land-based responses

Numerous environmental issues were identified during the first stage of the study that were condensed for the second stage. The first questionnaire yielded 118 individual responses for LBW. These were consolidated into a set of stressors ($n = 8$) and receptors ($n = 24$) (Figure 2). Examples of stressors identified included attraction, turbine collisions, and displacement. Receptors were identified at various levels of specificity, ranging from broad categories, such as birds and bats, to smaller groups, such as eagles, raptors, grassland nesting birds, grouse, migratory songbirds, and soaring birds (includes storks, vultures, condors, and cranes). Specific bat-related receptors included cave-hibernating and tree-roosting bats.

A range of land-based monitoring needs and mitigation measures were identified during the first stage of the study (Figure 2). Several respondents identified the need for advanced technologies, such as radar, camera systems, and GPS tags for improved monitoring. The need for longer-term studies, including those for grouse species, was also identified. Mitigation measures identified included actions to avoid, minimize, and compensate for environmental impacts. For avoidance, the need to develop environmentally friendly wind farm and turbine siting tools was acknowledged. Minimization measures included the use of smart curtailment strategies. Compensating for mortality, such as for loss of bats, or for habitat loss/alteration was recognized.

Land-Based Wind Energy and Environmental Considerations Over the Next 5-10 Years

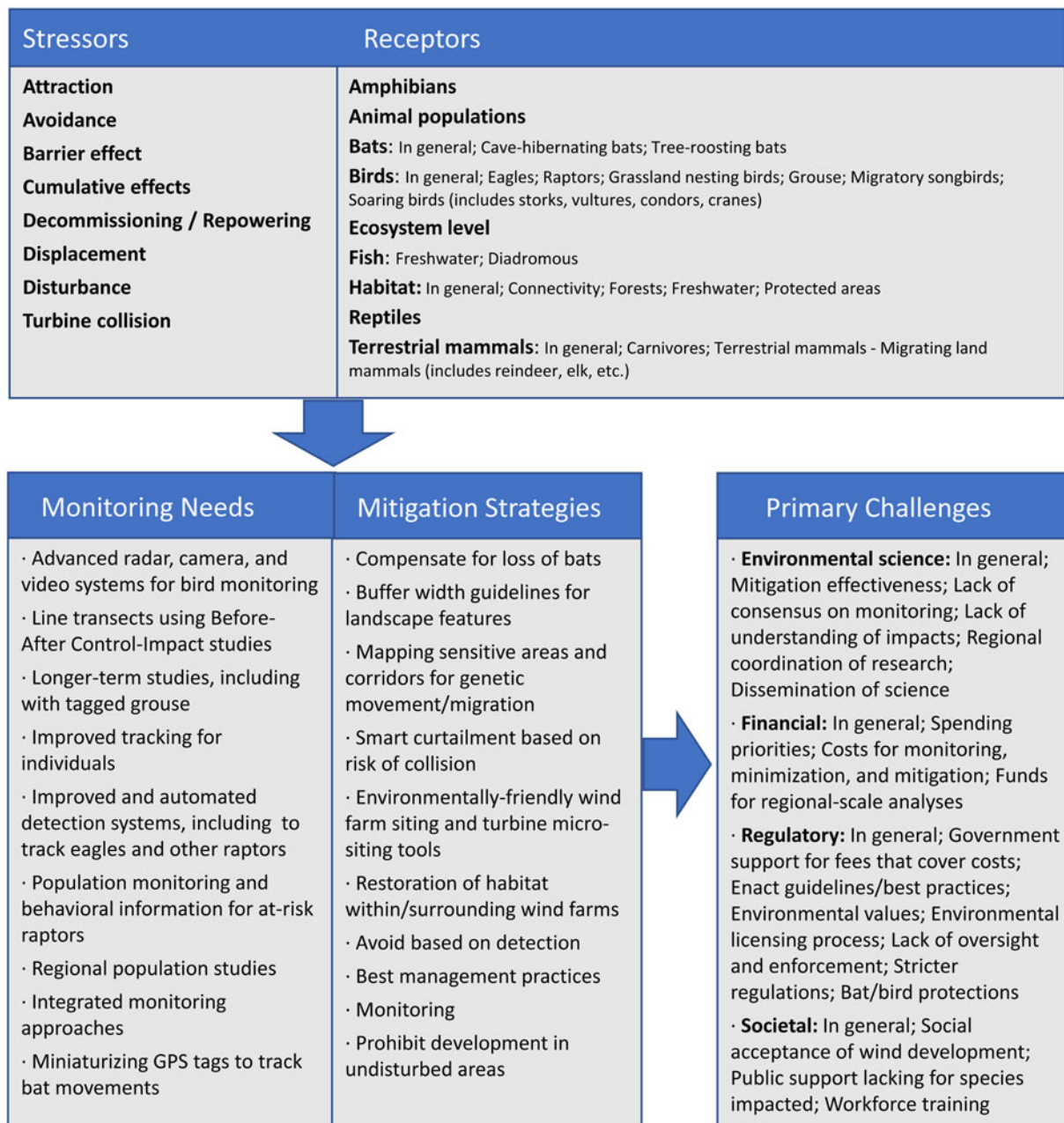


Figure 2. Summary of land-based responses from the first questionnaire, with further grouping of categories (ordered alphabetically; bold font) for inclusion in the second questionnaire.

3.2.2 Land-based stressors, receptors, and challenges

Following the second questionnaire, the team collated and analyzed the results from all LBW respondents ($n = 95$). Stressor priorities were analyzed for each receptor group identified by respondents, including birds, bats, ecosystems, and habitat, as well as other receptors identified less often (i.e. animal populations and terrestrial mammals). The land-based stressor with the most votes was turbine collisions (42%), followed by cumulative effects (26%; [Figure 3](#)). Within the bird category, raptors (including eagles) and 'birds in general' received the most votes with 35% of responses each, followed

by soaring birds (14%), grassland nesting birds (7%), migratory songbirds (6%), and grouse (3%). Within the bat category, 'bats in general' (77%) and tree-roosting bats (22%) received the most votes. The greatest challenges to monitoring and mitigation approaches were associated with environmental science (36%) and regulation (34%), specifically related to the effectiveness of mitigation measures and costs for monitoring, minimization, and mitigation.

The largest number of LBW responses were received from Europe and North America ([Figure 4](#)). For Europe, turbine collision risk was the highest-ranked stressor (48%), followed by

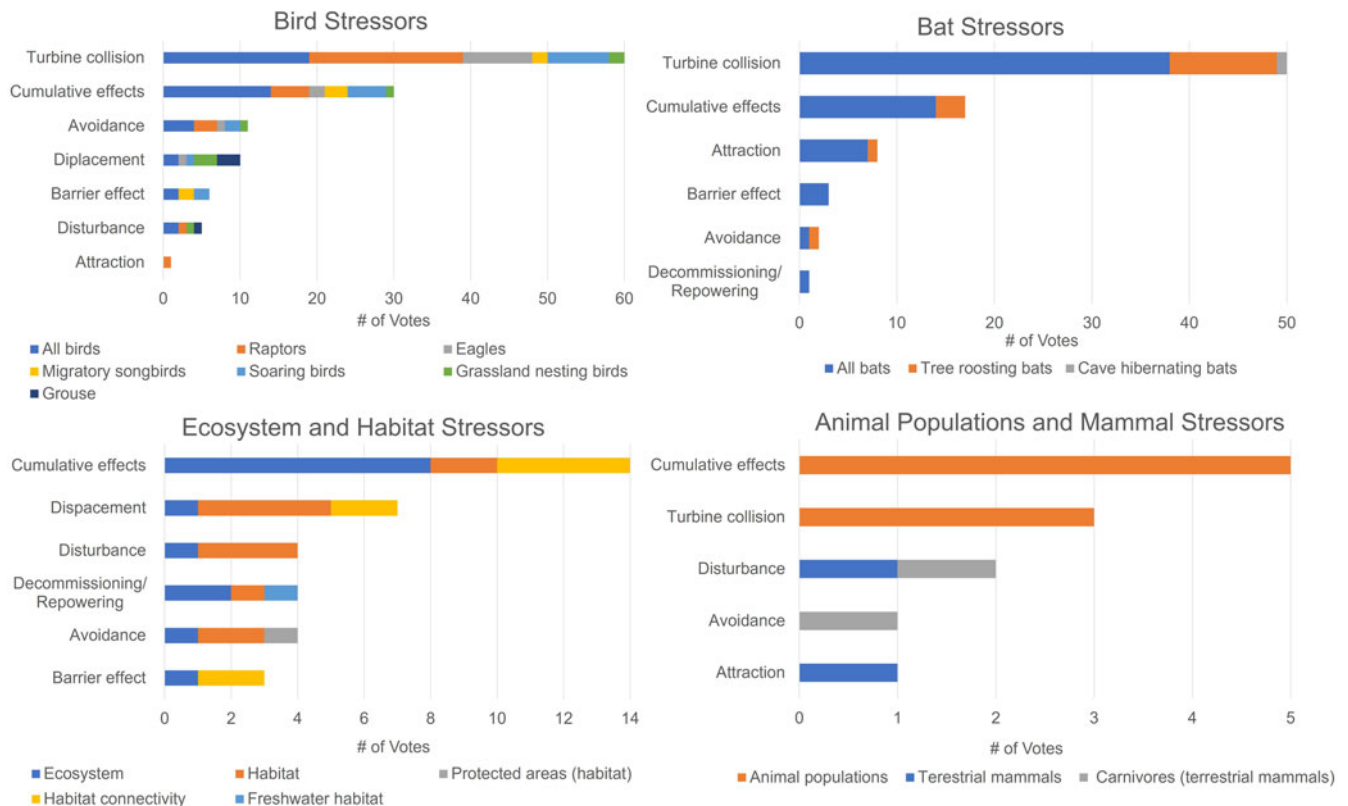


Figure 3. Land-based responses from second questionnaire for environmental stressors identified for each receptor group.

cumulative effects (24%). Similarly, for North America, turbine collision risk and cumulative effects were the highest-ranked stressors (39 and 27%, respectively). For Europe, the next highest stressor was avoidance (10%), whereas in the United States, the next highest stressor was displacement (18%). Some responses were also received from other regions, including Asia Pacific, Africa, Central and South America, and Eurasia. For all of these other regions, the highest-ranked stressor was turbine collision. Cumulative effect was the second highest-ranked stressor across all regions, except in Africa where it tied with avoidance and in

Central and South America where barrier effect was the second highest-ranked stressor.

3.2.3 Discussion of land-based priorities

The primary environmental concern for LBW, identified by the study, was turbine collision risk for birds and bats (Figure 3). This is primarily driven by direct mortality caused by collision strikes of raptors and migratory bats (Allison et al., 2019; Barclay et al., 2017; de Lucas & Perrow, 2017). Many of the species impacted have small population sizes and low growth rates

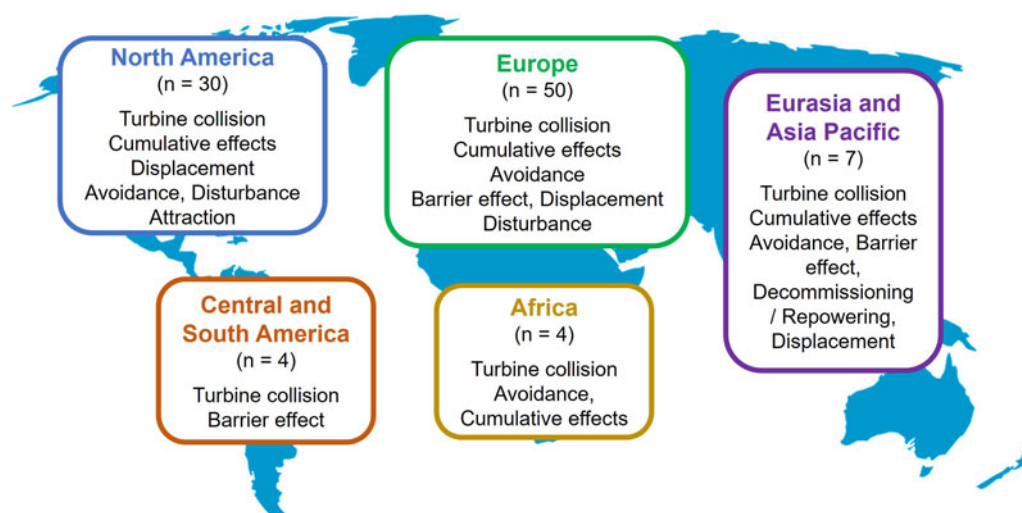


Figure 4. Highest ranked land-based environmental stressors by region, ordered by votes (separation by a comma denotes tied votes).

(Barclay & Harder, 2003; Beston et al., 2016). For raptors, such as golden eagles (*Aquila chrysaetos*) and white-tailed eagles (*Haliaeetus albicilla*), there are relatively few collisions compared to other bird species, but this small impact compounded with other stressors, such as electrocution with power lines, can affect population sizes (Allison et al., 2017; May, 2015). Migratory bats, including hoary bats (*Lasiurus cinereus*) and noctule bats (*Nyctalus noctula*), often comprise the highest proportion of fatalities at wind farms (Arnett & Baerwald, 2013; Rydell et al., 2010). Although population data for these species are limited, it is possible that the current fatality rate is unsustainable (Friedenberg & Frick, 2021).

Cumulative effect was the second highest-ranked LBW stressor in the study, with application to birds, bats, ecosystems, habitat, and animal populations (Figure 4). By definition, cumulative effects result from the incremental impact of an action when added to other past, present, and reasonably foreseeable future actions (Council on Environmental Quality, 1997). Cumulative effects account for both direct and indirect effects and span across the construction, operational, and decommissioning phases of a wind farm. The effects of wind energy development may also be combined with habitat loss from other land-use practices, invasive species, and climate change, as is the case for many grassland bird species, specifically prairie grouse (LeBeau et al., 2020). Given the projected growth for LBW over the next decade, cumulative effects assessment will continue to play an important role in development and continued evaluation, and potentially mitigation, will be necessary (May et al., 2020, 2021).

Indirect effects of LBW for all receptors are another concern (Figure 4). These include behavioral responses of an individual or species to the presence of wind turbines or farms. Behavioral responses can occur at various scales, including the wind farm (macro), within the wind farm (meso), and at the wind turbine (micro) (Cook et al., 2014). These include behaviors, such as avoidance and displacement, that can affect survival and reproduction if individuals alter their normal activity, use, or flight patterns to maneuver around the wind farm (May, 2015). Another type of behavioral response, attraction, can increase collision risk if individuals spend more time near the rotor-swept area (Cryan & Barclay, 2009; Guest et al., 2022; Kunz et al., 2007; Thaxter et al., 2019). Habitat alteration can also indirectly affect species if the development of a wind farm results in the loss of foraging, roosting, or mating resources (Watson et al., 2018).

3.3 OSW environmental priorities

3.3.1 Initial open-ended, offshore responses

For OSW, the first questionnaire yielded 88 individual responses, which the team consolidated into a set of stressors ($n = 13$) and receptors ($n = 22$) (Figure 5). The stressors included all of those identified for LBW, plus several offshore-specific stressors, including mooring lines and entanglement (e.g. floating wind turbines), underwater noise, and vessel collisions. Receptors also included some identified for LBW, such as birds and bats, but additionally included those exclusive to OSW, including marine mammals and fish. Marine mammals were categorized by respondents into specific groups, including cetaceans, whales, dolphins, and porpoises.

A range of offshore monitoring needs and mitigation measures were identified during the first stage of the study (Figure 5). Several respondents noted the need for monitoring of migratory populations, as well as behavior of marine life and distributions (e.g. telemetry studies). Specific recommendations included

monitoring during offshore pilot projects, improved collection of underwater benthic imagery, and monitoring existing decommissioning operations to formulate best practices. Mitigation measures recognized included effective use of marine spatial planning, including to avoid cumulative effects, informed choice of substrates for new physical structures, such as for scour protection, and where necessary, effective curtailment based on modeling. Overall, as for LBW, the need for using environmentally friendly wind farm siting tools was identified.

3.3.2 Offshore stressors, receptors, and challenges

Following the second questionnaire, the team collated and analyzed results from all offshore respondents ($n = 80$), resulting in development of priorities based on overall rankings (Figure 6). Stressor priorities were analyzed for each receptor group identified by respondents, including birds, marine mammals, ecosystems, and habitat, as well as other receptors identified less often (i.e. fish, food webs, bats, migrating animals, and hydrodynamics). The offshore stressor with the most votes was cumulative effects (29%), followed by turbine collisions (15%), displacement (14%), and underwater noise (14%). Within the bird category, seabirds received the most votes (53%), followed by birds in general (34%) and migratory birds (13%). Within the marine mammal category, marine mammals in general received the most votes (60%), followed by cetaceans (29%), whales (8%), and dolphins and porpoises (3%). The greatest offshore challenge to monitoring and mitigation approaches was related to environmental sciences (44%), specifically the lack of data related to impacts, lack of baseline data, and effectiveness of mitigation measures. The next highest challenge was associated with the regulatory arena (28%).

Similar to LBW, the largest number of responses for OSW were received from Europe and North America and offer the best opportunity for regional comparisons (Figure 7). Cumulative effect was the highest-ranked stressor in both Europe and North America (31 and 25% of responses, respectively). Some differences were observed in the next-highest rankings by region. For Europe, the next-highest stressor was underwater noise (16%), whereas in the United States, the next-highest stressor was displacement (21%). A small number of responses were received from other regions, including Central and South America and Africa, with none from the Asia Pacific or Eurasia. For Central and South America and Africa, cumulative effect was similarly identified along with several other stressors.

3.3.3 Discussion of offshore priorities

For OSW, the identification of cumulative environmental effects as a top-priority stressor (Figure 7) is consistent with current international targets to increase deployment of large offshore projects, often with bigger turbines, and the associated need for a holistic understanding of potential effects on the marine ecosystem. Cumulative effects were the top-priority stressor in the study, in application to multiple receptor groups, including birds, marine mammals, ecosystems, habitat, and several other receptors. While cumulative effects have been previously identified as an environmental issue, the anticipated large-scale roll-out of offshore wind in the next 30 years, including both fixed-bottom and floating wind installations, is likely to cause ecosystem-scale cumulative effects which are currently understudied. Depending on the region, various marine life receptors (e.g. seabirds, marine mammals, fish, and sea turtles) may be impacted during the life cycle of an OSW project, including site surveys during preconstruction, pile driving during construction, presence of

Offshore Wind Energy and Environmental Considerations Over the Next 5-10 Years

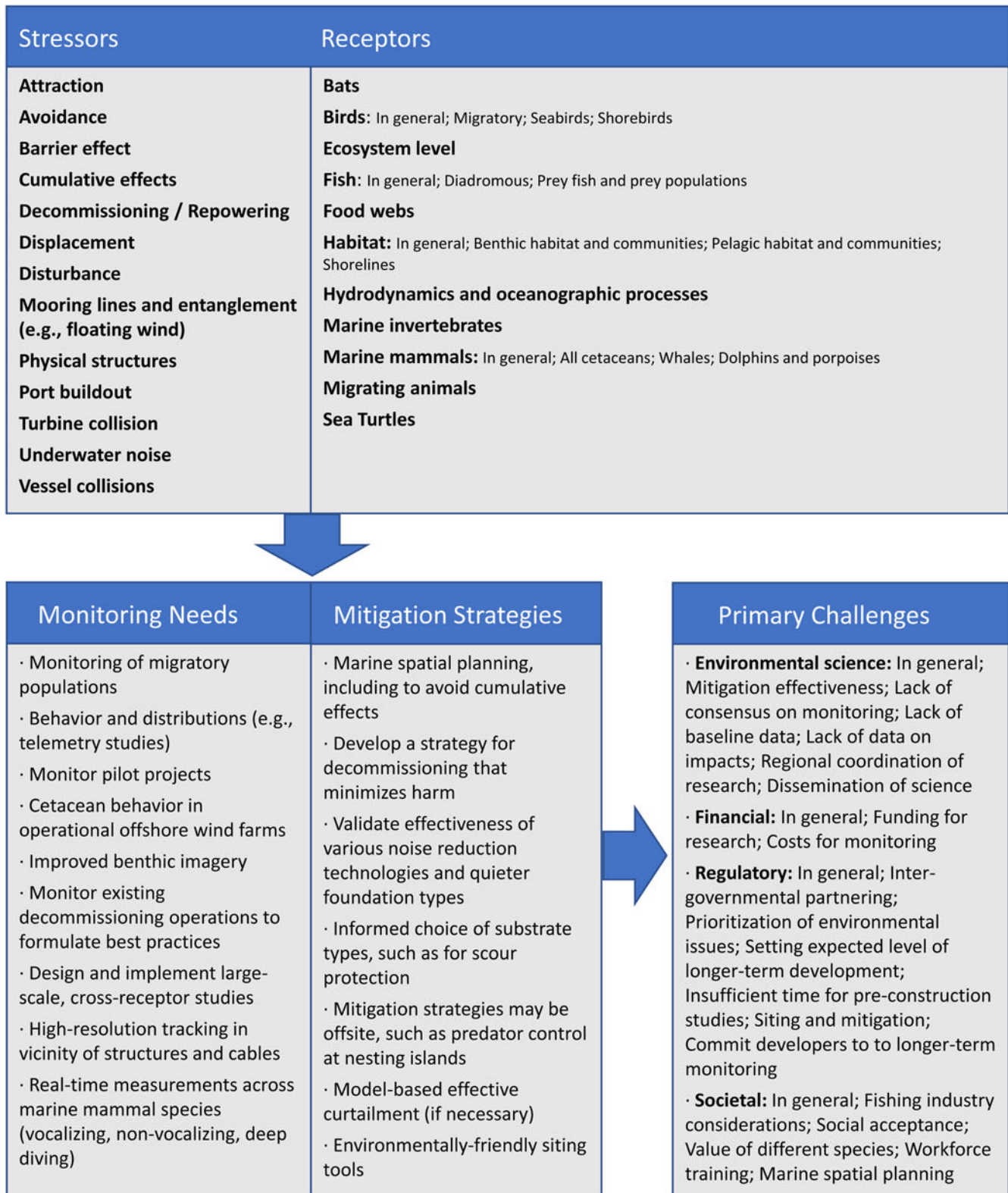


Figure 5. Summary of offshore responses from the first questionnaire with further grouping of categories indicated (ordered alphabetically; bold font) for inclusion in the second questionnaire.

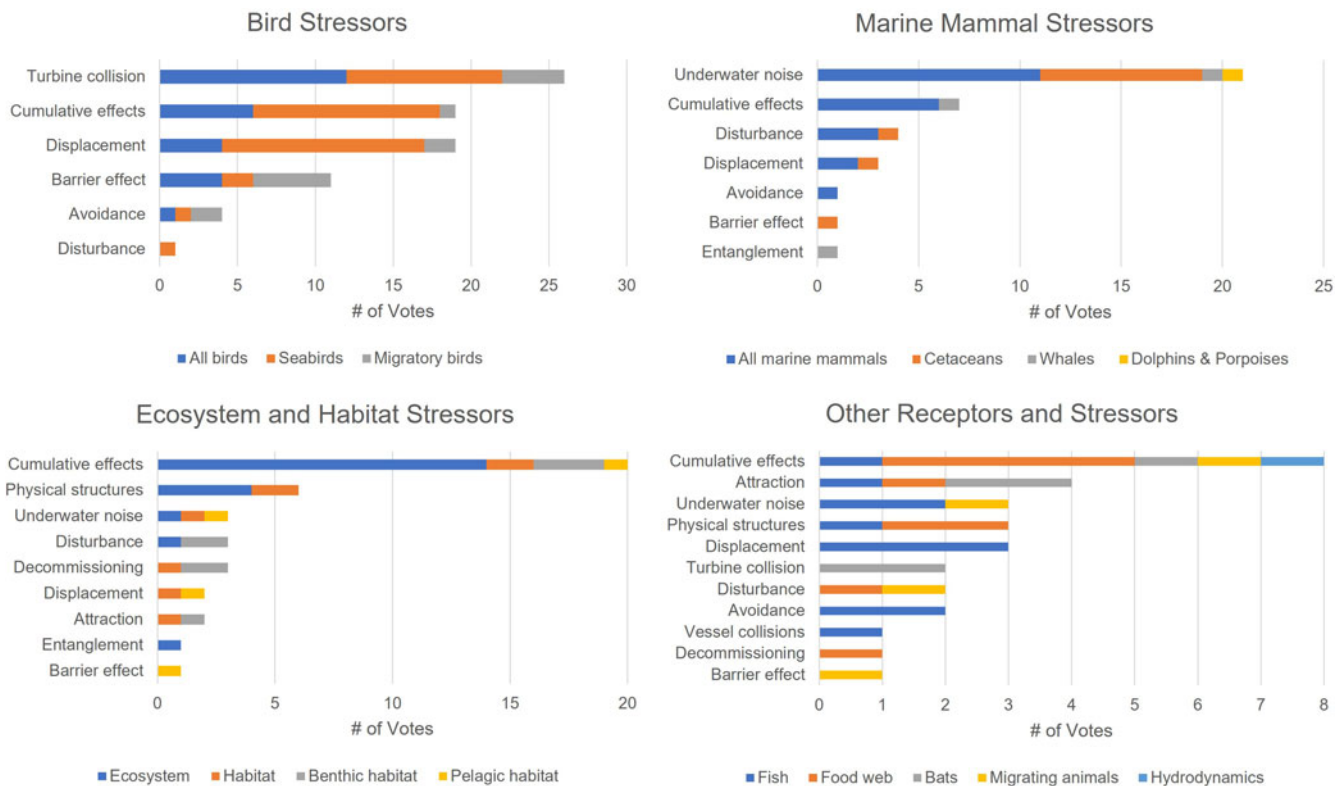


Figure 6. Offshore responses from second questionnaire for environmental stressors identified for each receptor group.

infrastructure throughout operations, and increased boat traffic during all project phases (Goodale & Milman, 2019). The complexities and uncertainties surrounding cumulative effects of OSW farms have caused significant delays during the consenting process in Europe and the United States (e.g. Willstead et al., 2018). The first U.S. federal OSW farm, the Vineyard Wind project, faced delays due to a decision in 2019 to pause the environmental assessment process to allow time for a more comprehensive review of the cumulative impacts of OSW development along the Atlantic Coast, which was completed in 2021.

Improved practices are being identified for cumulative impact assessments that better support regional marine management and marine spatial planning (Piet et al., 2021). In Europe, one such approach is the Common Environmental Assessment Framework (CEAF), with involvement from those countries bordering the North Sea. The framework has been developed as an instrument for assessing cumulative impacts of offshore renewable energy, particularly wind energy, and has been tested for seabirds and marine mammals (e.g. Leemans et al., 2019). Also in the North Sea, a spatial and temporal analysis has recently been performed on the cumulative environmental effects of multiple OSW farms in the basin (Guşatu et al., 2021). Potential impacts were assessed on selected seabed habitats, fish, seabirds, and marine mammal species, spanning OSW development during 1999–2050 across the North Sea basin. In the United States, frameworks have been developed for cumulative impact assessments for OSW scenarios (e.g. NYSERDA, 2017), with cumulative exposure assessments for particular species, such as seabirds along the U.S. Atlantic coast (e.g. Goodale et al., 2019).

For birds, turbine collision risk and displacement at OSW farm developments were also voted among the top stressors

(Figure 6). In the early 2000s, there was a recognized lack of empirical evidence from OSW farms in Europe with a need to develop a deeper understanding of how seabirds behave within and around farms, including gathering empirical evidence to improve collision risk models for key seabird species (Exo et al., 2003). To assess this issue, a joint-industry project was initiated in Europe in 2014 called The Offshore Renewables Joint Industry Programme (ORJIP) Bird Collision Avoidance (BCA) study (Skov et al., 2018). In the United States, early assessments have been undertaken to understand collision and displacement vulnerability among marine birds at OSW farms, and avian survey guidance has been developed by the government (e.g. Adams et al., 2016; BOEM, 2020). As indicated by this study there remains an urgent need for more research on migratory bird and seabird behavior around OSW farms to inform evidence-based planning decisions, within ecologically sustainable limits (Perrow, 2019).

Underwater noise was also identified through this study as an important emerging environmental effect associated with OSW development, with considerations for marine mammals, fish, other marine animals, and the broader ecosystem (Figure 6). Considerations associated with underwater noise and OSW development have been the subject of several recent reviews (ICF, 2021; SEER, 2022; Tsouvalas, 2020). These reviews are largely focused on the noise pollution during construction, which is generated by the driving of the large piles which support OSW structures. Improvements are being made to comprehensive state-of-the-art computational methods to predict the underwater noise emission by the installation of foundation piles offshore including the available noise mitigation strategies. Future challenges for minimizing the effects of underwater noise include understanding the implications of the increasing size of wind turbines, emerging pile

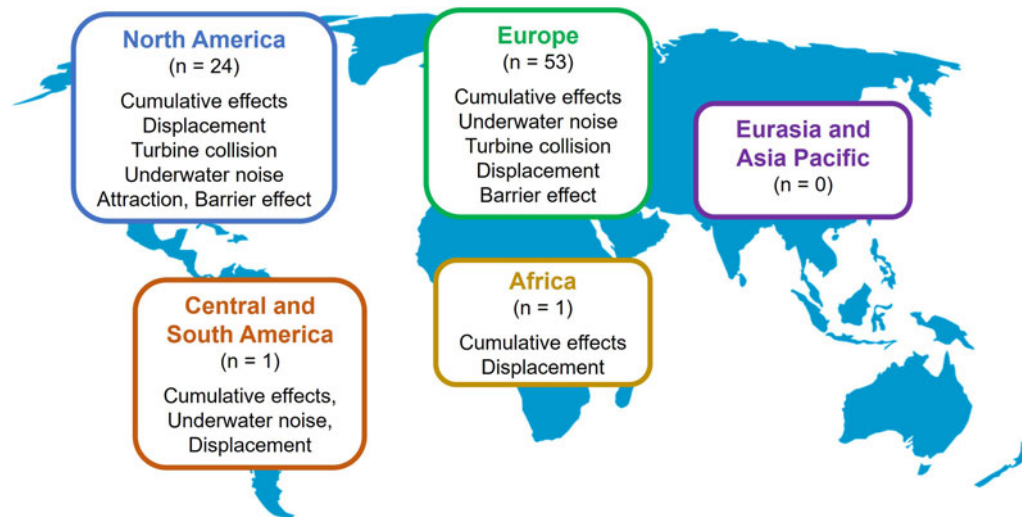


Figure 7. Highest ranked offshore environmental stressors by region, ordered by votes (separation by a comma denotes tied votes).

driving technologies, and cumulative effects across wind farm stages. While the risk of underwater noise to marine life from the non-construction phases of wind farm development (e.g. site surveys, operations, and maintenance) is considered to be lower, further monitoring is still needed to help fill existing research needs and gaps in understanding (e.g. Tougaard *et al.*, 2020). Future understanding of underwater noise effects should be considered across a broad range of marine life species, including marine mammals, fish, and sea turtles.

4. Conclusions

A horizon scan-like approach with the Delphi technique was effective in identifying international priorities for environmental issues associated with wind energy development. A total of 294 responses from 28 countries were collected across both questionnaires, with representation from a wide variety of professional sectors and environmental expertise across LBW and OSW. Based on the networks available, Europe and North America were most highly represented, with more modest feedback from other regions, including Africa, Asia Pacific, Central and South America, and Eurasia. Future wind-environmental efforts should focus on building stronger relationships from these other regions to provide a broader global understanding of wind-environmental issues. This study builds on past horizon scanning and prioritization efforts associated with wind energy development (e.g. Köppel *et al.*, 2019; Piorkowski *et al.*, 2012), by taking an international approach to elicit feedback from as many countries as possible and specifically addressing environmental issues associated with both LBW and OSW development.

While this study largely analyzed land-based and offshore environmental priorities independently, there are several similarities across the findings that are indicative of interests across the larger wind energy community. For both LBW and OSW, cumulative effects, turbine collisions, and indirect effects (e.g. displacement and avoidance) were identified among the top stressors by respondents. As well, birds, bats, ecosystems, and habitat are considerations for wind energy buildout across the larger landscape/seascape perspective. As wind energy deployment continues to grow, cumulative effects will require greater attention for both land and sea development and across international boundaries,

given wind energy can effect several migratory species. A common challenge identified for both LBW and OSW associated with monitoring and mitigation approaches was related to the effectiveness of mitigation measures (e.g. detection and deterrence technologies) and costs for monitoring, minimization, and mitigation.

The results of this study are broadly valuable to the international scientific community and decision-makers in emerging markets. For example, the priorities identified can help to inform wind energy licensing and permitting processes and may help to direct research, monitoring, and mitigation funds to those issues identified as most important. From an international perspective, both LBW and OSW development are projected to increase (IRENA, 2019). Based on this study, there remains a major focus on the potential effects of wind turbines on collision risk for volant species and cumulative effects at the species level and ecosystem level. As wind turbine dimensions increase in height and rotor-swept area, and the number of farms in a region increases, new methods and technologies will be required to monitor and mitigate environmental effects. These next-generation tools are necessary to assess the emerging environmental effects associated with future technologies (e.g. larger turbines and floating turbines), considerations for new species in frontier regions, and the cumulative effects for multiple projects at a regional scale. In addition, indirect, and therefore less visible, environmental effects from wind energy development will need further consideration as deployment continues to expand (e.g. disturbance caused by underwater noise and associated behavioral responses). Collectively, scientists, decision-makers, and industry will need to address the major environmental science and regulatory challenges to monitoring and mitigation associated with wind energy development, including identifying funding strategies, targeting research opportunities, and evaluating the effectiveness of mitigation measures.

Supplementary material. The supplementary material for this article can be found at <https://doi.org/10.1017/sus.2022.14>.

Acknowledgments. The authors are grateful to all the respondents to the questionnaires, spanning many countries, for their time and perspectives. We also thank Karin Sinclair, Jocelyn Brown-Saracino, Naomi Lewandowski, and Joy Page for their contributions. Anonymous reviewers provided thoughtful feedback which significantly improved the quality and content of the manuscript.

Author contributions. REG, EG, and CH constituted the core implementation, writing, and analysis team. LC, MM, RM, DN, and BR served on the steering committee and provided feedback on methods, analyses, and edits to the manuscript. All authors have read and agreed to the published version of the manuscript.

Financial support. This work was supported by the National Renewable Energy Laboratory, operated by Alliance for Sustainable Energy, LLC, for the U.S. Department of Energy (DOE) under Contract No. DE-AC36-08GO28308. Funding provided by the DOE Office of Energy Efficiency and Renewable Energy Wind Energy Technologies Office. The views expressed in the article do not necessarily represent the views of the DOE or the U.S. Government. The U.S. Government retains and the publisher, by accepting the article for publication, acknowledges that the U.S. Government retains a nonexclusive, paid-up, irrevocable, worldwide license to publish or reproduce the published form of this work, or allow others to do so, for U.S. Government purposes.

Conflict of interest. All authors declare no conflict of interest.

References

- Adams, J., Kelsey, E. C., Felis, J. J., & Pereksta, D. M. (2016). Collision and displacement vulnerability among marine birds of the California Current System associated with offshore wind energy infrastructure. *US Geological Survey*. No. 2016-1154, pp. 2–18. <https://pubs.usgs.gov/of/2016/1154/ofr20161154.pdf>.
- Allison, T. D., Cochrane, J. F., Lonsdorf, E., & Sanders-Reed, C. (2017). A review of options for mitigating take of golden eagles at wind energy facilities. *Journal of Raptor Research*, 51(3), 319–333. <https://doi.org/10.3356/JRR-16-76.1>.
- Allison, T. D., Diffendorfer, J. E., Baerwald, E. F., Beston, J. A., Drake, D., Hale, A. M., Hein, C. D., Huso, M. M., Loss, S. R., Lovich, J. E., Strickland, M. D., Williams, K. A., & Winder, V. L. (2019). Impacts to wildlife of wind energy siting and operation in the United States. *Issues in Ecology*, 21. https://www.esa.org/wp-content/uploads/2019/09/Issues-in-Ecology_Fall-2019.pdf.
- Arnett, E. B., & Baerwald, E. F. (2013). Impacts of wind energy development on bats: Implications for conservation. In *Bat evolution, ecology, and conservation* (pp. 435–456). Springer.
- Barclay, R. M. R., Baerwald, E. F., & Rydell, J. (2017). Bats. In *Wildlife and windfarms, conflicts and solutions volume 1 onshore: Potential effects* (pp. 191–221). Pelagic Publishing.
- Barclay, R. M. R., & Harder, L. D. (2003). Life histories of bats: Live in the slow lane. In *Bat ecology* (pp. 209–253). The University of Chicago Press.
- Beston, J. A., Diffendorfer, J. E., Loss, S. R., & Johnson, D. H. (2016). Prioritizing avian species for their risk of population-level consequences from wind energy development. *PLoS ONE*, 11(3), e0150813. <https://doi.org/10.1371/journal.pone.0150813>.
- Bureau of Ocean Energy Management (BOEM). (2020). Guidelines for Providing Avian Survey Information for Renewable Energy Development on the Outer Continental Shelf Pursuant to 30 CFR Part 585, United States Department of the Interior, Bureau of Ocean Energy Management Office of Renewable Energy Programs. <https://www.boem.gov/sites/default/files/documents/newsroom/Avian%20Survey%20Guidelines.pdf>.
- Cook, A., Humphreys, E., Masden, E., & Burton, N. (2014). The avoidance rates of collision between birds and offshore turbines. Report No. 656 by the British Trust for Ornithology for Marine Scotland Science. <https://tethys.pnnl.gov/sites/default/files/publications/Cook-et-al-2014.pdf>.
- Council on Environmental Quality. (1997). Considering cumulative effects under the National Environmental Policy Act. Council on Environmental Quality, Washington, D.C., USA. <https://www.energy.gov/nepa/downloads/considering-cumulative-effects-under-national-environmental-policy-act-ceq-1997>.
- Cryan, P. M., & Barclay R. M. R. (2009). Causes of bat fatalities at wind turbines: Hypotheses and predictions. *Journal of Mammalogy*, 6(15), 1330–1340. <https://doi.org/10.1644/09-MAMM-S-076R1.1>.
- Cuhls, K., Erdmann, L., Warnke, P., Toivanen, H., Toivanen, M., van der Giessen, A. M., & Seiffert, L. (2015). Models of horizon scanning: How to integrate horizon scanning into European research and innovation policies. Report to the European Commission. <https://doi.org/10.13140/RG.2.1.1938.7766>.
- De Lucas, M., & Perrow, M. R. (2017). Birds: Collision. In *Wildlife and windfarms, conflicts and solutions volume 1 onshore: Potential effects* (pp. 153–190). Pelagic Publishing.
- Esmail, N., Wintle, B. C., t Sas-Rolfes, M., Athanas, A., Beale, C. M., Bending, Z., Dai, R., Fabinyi, M., Gluszek, S., Haenlein, C., Harrington, L.A., Hinsley, A., Kariuki, K., Lam, J., Markus, M., Paudel, K., Shukhova, S., Sutherland, W.J., Verissimo, D., ... & Milner-Gulland, E. J. (2020). Emerging illegal wildlife trade issues: A global horizon scan. *Conservation Letters*, 13(4), e12715. <https://doi.org/10.1111/conl.12715>.
- Exo, K. M., Huppopp, O., & Garthe, S. (2003). Birds and offshore wind farms: A hot topic in marine ecology. *Wader Study Group Bulletin*, 100, 50–53.
- Friedenberg, N. A., & Frick, W. F. (2021). Assessing fatality minimization for hoary bats amid continued wind energy development. *Biological Conservation*, 262, 109309. <https://doi.org/10.1016/j.biocon.2021.109309>.
- Global Wind Energy Council (2021). GWEC, Global Wind Report 2021. https://www.eqmagpro.com/wp-content/uploads/2021/03/GWEC-I-Global-Wind-Report-2021_compressed-1-10.pdf.
- Goodale, M. W., & Milman, A. (2019). Assessing the cumulative exposure of wildlife to offshore wind energy development. *Journal of Environmental Management*, 235, 77–83.
- Goodale, M. W., Milman, A., & Griffin, C. R. (2019). Assessing the cumulative adverse effects of offshore wind energy development on seabird foraging guilds along the East Coast of the United States. *Environmental Research Letters*, 14(7).
- Guest, E. E., Stamps, B. F., Durish, N. D, Hale, A. M., Hein, C. D., Morton, B. P., Weaver, S. P., & Fritts, S. R. (2022). An updated review of hypotheses regarding bat attraction to wind turbines. *Animals*, 12(3), 343. <http://dx.doi.org/10.3390/ani12030343>.
- Guşatı, L. F., Menegon, S., Depellegrin, D., Zuidema, C., Faaij, A., & Yamu, C. (2021). Spatial and temporal analysis of cumulative environmental effects of offshore wind farms in the North Sea basin. *Scientific Reports*, 11(1), 1–18. <https://doi.org/10.1038/s41598-021-89537-1>.
- Hasson, F. & Keeney, S. (2011) Enhancing rigour in the Delphi technique research. *Technological Forecasting and Social Change*, 78, 1695–1704. <https://doi.org/10.1016/j.techfore.2011.04.005>.
- ICF (2021). Comparison of Environmental Effects from Different Offshore Wind Turbine Foundations. U.S. Dept. of the Interior, Bureau of Ocean Energy Management, Headquarters, Sterling, VA. OCS Study BOEM 2021-053. 48 pp.
- IEA (2019). International Energy Agency wind annual report. <https://www.epaper.dk/steppaper/iea2/iea-wind-a-rsrapport-2019/>.
- IPCC (2018). Global Warming of 1.5°C. An IPCC Special Report on the impacts of global warming of 1.5°C above pre-industrial levels and related global greenhouse gas emission pathways, in the context of strengthening the global response to the threat of climate change, sustainable development, and efforts to eradicate poverty. In V. Masson-Delmotte, P. Zhai, H.-O. Pörtner, D. Roberts, J. Skea, P.R. Shukla, A. Pirani, W. Moufouma-Okia, C. Péan, R. Pidcock, S. Connors, J.B.R. Matthews, Y. Chen, X. Zhou, M.I. Gomis, E. Lonnoy, T. Maycock, M. Tignor, & T. Waterfield (Eds.), 616 pp. Cambridge, UK and New York, NY, USA: Cambridge University Press. <https://doi.org/10.1017/9781009157940>.
- IRENA (2019). Renewable Energy Statistics 2019, The International Renewable Energy Agency, Abu Dhabi. https://www.irena.org/-/media/Files/IRENA/Agency/Publication/2019/Jul/IRENA_Renewable_energy_statistics_2019.pdf.
- Köppel, J., Biehl, J., Wachendörfer, V., & Bittner, A. (2019). A pioneer in transition: Horizon scanning of emerging issues in Germany's sustainable wind energy development. In *Wind energy and wildlife impacts* (pp. 67–91). Springer.
- Kunz, T. H., Arnett, E. B., Erickson, W. P., Hoar, A. R., Johnson, G. D., Larkin, R. P., Strickland, M. D., Thresher, R. D., & Tuttle, M. D. (2007). Ecological impacts of wind energy development on bats: Questions, research needs, and hypotheses. *Frontiers in Ecology and the Environment*, 5(6), 315–324.
- LeBeau, C., Howlin, S., Tredennick, A., & Kosciuch, K. (2020). Grouse behavior response to wind energy turbines: a quantitative review of survival,

- habitat selection, and lek attendance. Prepared for the National Wind Coordinating Collaborative, Washington, D.C., USA. <https://tethys.pnnl.gov/sites/default/files/publications/LeBeau-et-al-2020.pdf>.
- Leemans, J. J., Middelveld, R. P., & Gyimesi, A. (2019). Testing the CEAF modelling tool on three SEANSE scenarios: collision mortality and displacement of four seabird species. Bureau Waardenburg Report. 19-122. Bureau Waardenburg, Culemborg. <https://northseaportal.eu/downloads/>.
- Maxwell, S. M., Kershaw, F., Locke, C. C., Connors, M. G., Dawson, C., Aylesworth, S., Loomis, R., & Johnson, A. F. (2022). Potential impacts of floating wind turbine technology for marine species and habitats. *Journal of Environmental Management*, 307, 114577.
- May, R. (2015). A unifying framework for the underlying mechanisms of avian avoidance of wind turbines. *Biological Conservation*, 190, 179–187.
- May, R., Jackson, C. R., Middel, H., Stokke, B. G., & Verones, F. (2021). Life-cycle impacts of wind energy development on bird diversity in Norway. *Environmental Impact Assessment Review*, 90, 106635.
- May, R., Middel, H., Stokke, B. G., Jackson, C. & Verones, F. (2020). Global life-cycle impacts of onshore wind-power plants on bird richness. *Environmental and Sustainability Indicators*, 8, 100080.
- Mukherjee, N., Huge, J., Sutherland, W. J., McNeill, J., Van Opstal, M., Dahdouh-Guebas, F., & Koedam, N. (2015). The Delphi technique in ecology and biological conservation: Applications and guidelines. *Methods in Ecology and Evolution*, 6(9), 1097–1109. <https://doi.org/10.1111/2041-210X.12387>.
- New York State Energy Research and Development Authority (NYSERDA). (2017). New York State Offshore Wind Master Plan Consideration of Potential Cumulative Effects. <https://www.nyserda.ny.gov/offshore-wind-master-plan>.
- Perrow, M. (2019). *Wildlife and wind farms – Conflicts and solutions, volume 4. Offshore: Monitoring and Mitigation*. Exeter, UK: Pelagic Publishing.
- Piet, G., Tamis, J., Volwater, J., de Vries, P., van der Wal, J., & Jongbloed, R. (2021). A roadmap towards quantitative cumulative impact assessments: Every step of the way. *Science of the Total Environment*, 784, 19. <https://doi.org/10.1016/j.scitotenv.2021.146847>.
- Piorkowski, M. D., Farnsworth, A. J., Fry, M., Rohrbaugh, R. W., Fitzpatrick, J. W., & Rosenberg, K. V. (2012). Research priorities for wind energy and migratory wildlife. *The Journal of Wildlife Management*, 76(3), 451–456.
- Rydell, J., Bach, L., Dubourg-Savage, M., Green, M., Rodrigues, L., & Hedenstrom, A. (2010). Bat mortality at wind turbines in northwestern Europe. *Acta Chiropterologica*, 12(2), 261–274.
- SEER (2022). *Underwater noise effects on marine life associated with offshore wind farms*. Report by National Renewable Energy Laboratory and Pacific Northwest National Laboratory for the U.S. Department of Energy, Wind Energy Technologies Office. <https://tethys.pnnl.gov/sites/default/files/summaries/SEER-Educational-Research-Brief-Underwater-Noise-Effects.pdf>.
- Sinclair, K., Copping, A. E., May, R., Bennet, F., Warnas, M., Perron, M., Elmquist, Å., & DeGeorge, E. (2018). Resolving environmental effects of wind energy. *Wiley Interdisciplinary Reviews: Energy and Environment*, 7(4), e291. <https://wires.onlinelibrary.wiley.com/doi/pdf/10.1002/wene.291>.
- Skov, H., Heinänen, S., Norman, T., Ward, R., Méndez-Roldán, S., & Ellis, I. (2018). ORJIP Bird Collision and Avoidance Study. Report by Offshore Renewables Joint Industry Programme (ORJIP). Report for Carbon Trust. <https://www.carbontrust.com/resources/bird-collision-avoidance-study>.
- Sutherland, W. J. (2006). Predicting the ecological consequences of environmental change: A review of the methods. *Journal of Applied Ecology*, 43, 599–616. <https://doi.org/10.1111/j.1365-2664.2006.01182>.
- Sutherland, W. J., Dias, M. P., Dicks, L. V., Doran, H., Entwistle, A. C., Fleishman, E., Gibbons, D. W., Hails, R., Hughes, A. C., Hughes, J., & Kelman, R. (2020). A horizon scan of emerging global biological conservation issues for 2020. *Trends in Ecology & Evolution*, 35(1), 81–90. <https://doi.org/10.1016/j.tree.2019.10.010>.
- Sutherland, W. J., Fleishman, E., Clout, M., Gibbons, D. W., Lickorish, F., Peck, L. S., Pretty, J., Spalding, M., & Ockendon, N. (2019). Ten years on: A review of the first global conservation horizon scan. *Trends in Ecology & Evolution*, 34(2), 139–153. <https://doi.org/10.1016/j.tree.2018.12.003>.
- Sutherland, W. J., Fleishman, E., Mascia, M. B., Pretty, J. & Rudd, M. A. (2011). Methods for collaboratively identifying research priorities and emerging issues in science and policy. *Methods in Ecology and Evolution*, 2, 238–247. <https://doi.org/10.1111/j.2041-210X.2010.00083.x>.
- Thaxter, C. B., Ross-Smith, V. H., Bouten, W., Clark, N. A., Conway G. J., Masden, E. A., Clewley, G. D., Barber, L. J., & Burton N. H. K. (2019). Avian vulnerability to wind farm collision through the year: Insights from lesser black-backed gulls (*Larus fuscus*) tracked from multiple breeding colonies. *Journal of Applied Ecology*, 56, 2410–2422. <https://doi.org/10.1111/1365-2664.13488>.
- Tougaard, J., Hermannsen, L., & Madsen, P. T. (2020). How loud is the underwater noise from operating offshore wind turbines?. *The Journal of the Acoustical Society of America*, 148(5), 2885–2893. <https://doi.org/10.1121/10.0002453>.
- Tsouvalas, A. (2020). Underwater noise emission due to offshore pile installation: A review. *Energies*, 13(12), 3037. <https://doi.org/10.3390/en13123037>.
- Watson, R. T., Kolar, P. S., Ferrer, M., Nygård, T., Johnston, N., Hunt, W. G., Smit-Robinson, H. A., Farmer, C. J., Huso, M., & Katzner, T. E. (2018). Raptor interactions with wind energy: case studies from around the world. *Journal of Raptor Research*, 52(1), 1–18. <https://doi.org/10.3356/JRR-16-100.1>.
- Willsted, E. A., Jude, S., Gill, A. B., & Birchenough, S. N. (2018). Obligations and aspirations: A critical evaluation of offshore wind farm cumulative impact assessments. *Renewable and Sustainable Energy Reviews*, 82, 2332–2345. <https://doi.org/10.1016/j.rser.2017.08.079>.